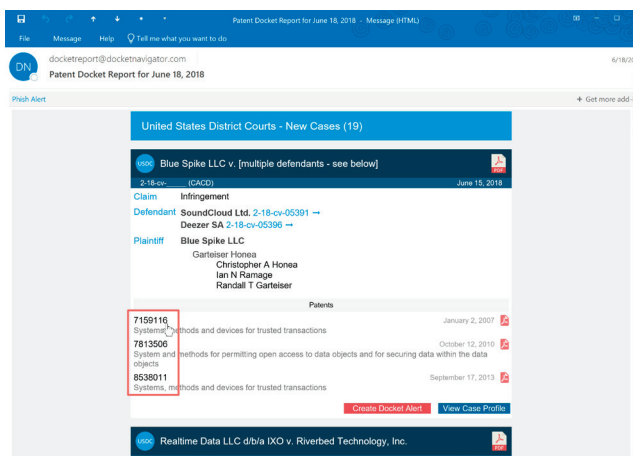


Research a Patent's Litigation Track Record

Learn how to access a Patent Quick Profile to view the complete litigation history of a patent in a single binder.

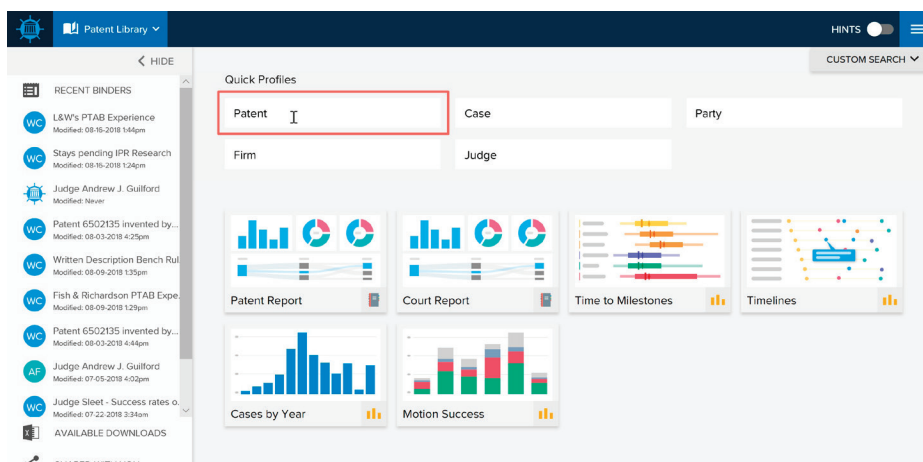
There are two ways to access a **Patent Quick Profile**. The quickest is to click on a patent number in any Docket Navigator product. This includes emails like the Docket Report, a Docket Alert or a New Case Alert.

You can also click on a patent number in any Compass search result, or in exported data like an XLS file.



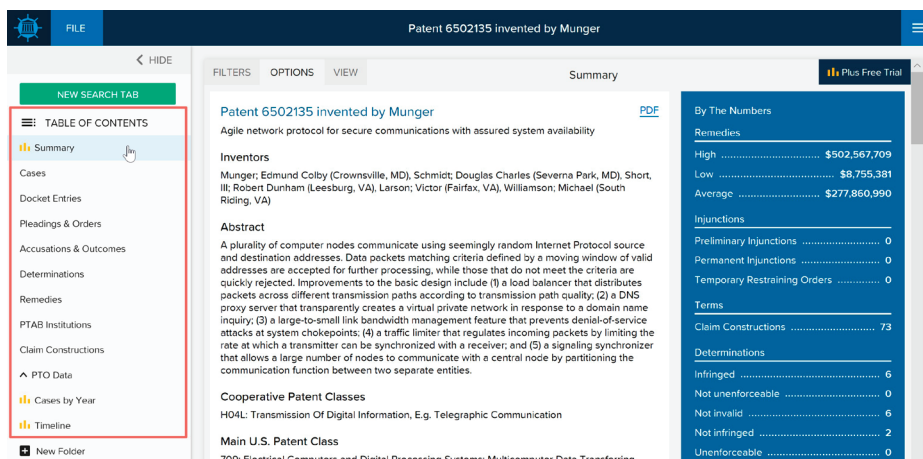
The second way to access a **Patent Quick Profile** is on the main search page. Type a patent number or partial number in the **Quick Profiles** section and select an option from the drop-down menu.

We'll be looking at Patent 6,502,135.



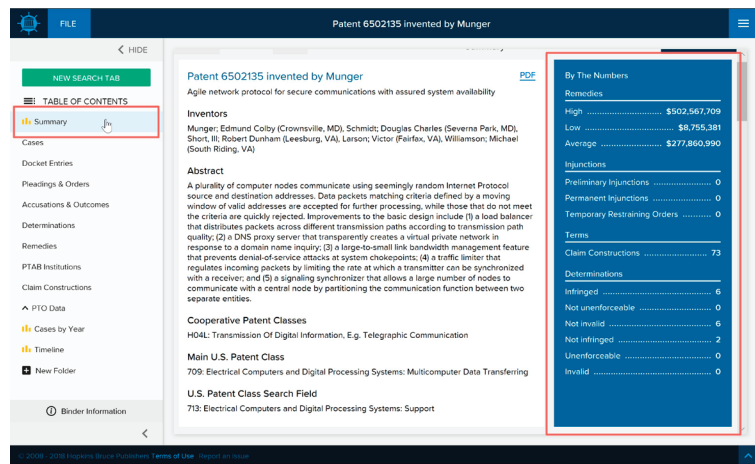
Once you've selected a patent number, Compass automatically performs dozens of searches using the patent as a search parameter and displays all the data in a single binder.

The **Table of Contents** shows the tabs that can be viewed in the Patent Quick Profile. Each tab contains a different set of search results for the patent.



The first tab is the **Summary Tab**. Here you can view **litigation analytics** about the patent.

The **blue box** provides a quick summary of the patent's key litigation history including monetary awards, injunctions, claim constructions, and determinations about the patent.



Scroll down in the Summary Tab to view litigation analytics comprising a variety of charts related to the patent.

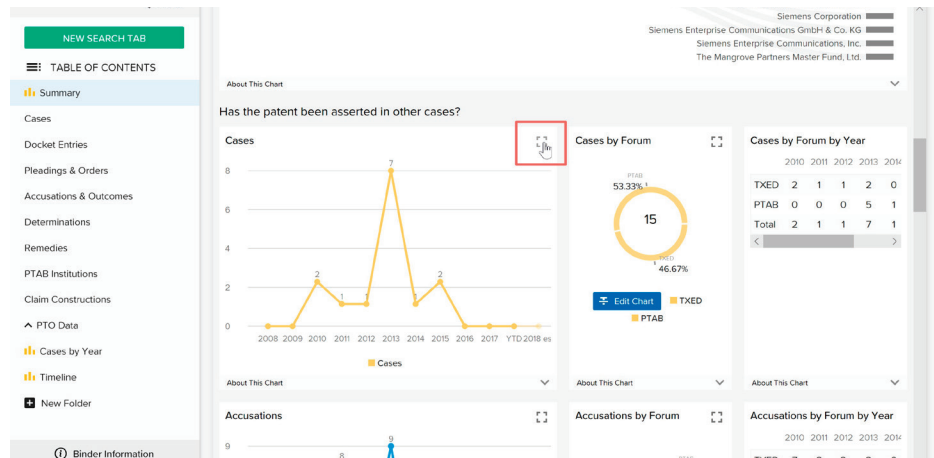
Each chart title asks a question that the chart answers.

Click **About This Chart** to view a description with links to defined terms.

You can edit charts to exclude categories.

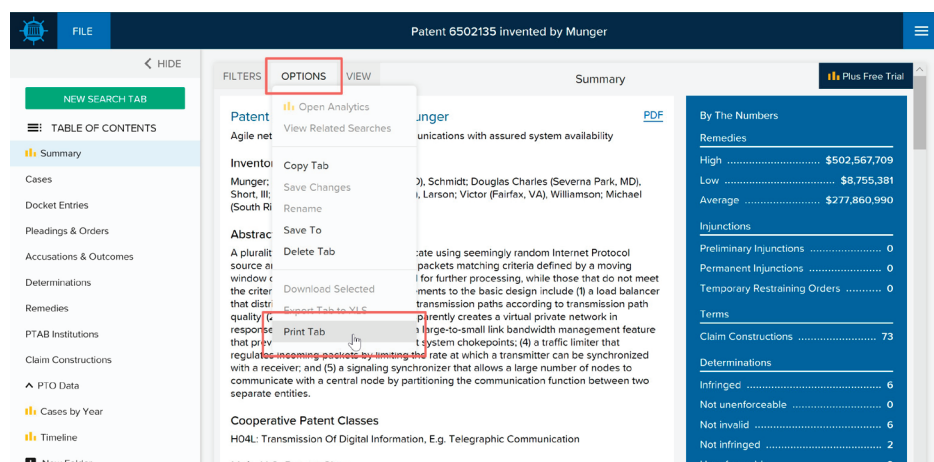


You can also download individual charts in .svg format which you can easily include in your work product. Just click the **expand** icon next to the chart you want to download.



The Summary tab can be converted easily into a PDF.

- Click **OPTIONS** at the top of the summary.
- Click **Print Tab**. This should open a new tab.
- In the new tab, click **Print**.
- Select **Save as PDF**.



The remaining tabs in the profile provide the details on the aggregated results we saw in the Summary tab.

- **Cases** - a list of cases involving the patent.
- **Docket Entries** - docket entries in cases involving the patent.
- **Pleadings & Orders** - similar to Docket Entries, but focuses only on pleadings, orders and other significant filings.
- **Determinations** - determinations concerning the infringement, validity or enforceability of the patent.

- **Remedies** - all remedies involving the patent, including monetary awards, preliminary & permanent injunctions and TROs, and more.
- **PTAB Institutions** - outcomes of PTAB Institution Decisions in AIA proceedings involving the patent.
- **Claim Constructions** - all claim terms that have been construed by a court or agency.
- **PTO Data** - info on the payment of maintenance fees, assignments of record with the PTO and application documents for the patent.

To stay current on litigation involving the patent, set up a custom Docket Alert:

- Click **FILE**
- Under **Your Alert**, select a delivery frequency.

When there is new activity in any of the tabs in the Table of Contents, you'll receive an email with the new information.

If you prefer to be alerted to specific tabs of your choosing, rather than all tabs, just delete the non-essential tabs and save.

- **Right-click** on the tab(s) you don't want.
- Select **Delete**.
- Click **FILE/Save As**.
- Once the Binder is Saved, click **FILE** and select a delivery frequency under **Your Alert**.